

A GUIDE TO



Tim Guilfoile
Camp Director
tim@anglersbasecamp.org
(307) 200-8991

2023



Table of Contents

5	Welcome
6	Your Arrival
7	Your Departure
8	Checklist
10	Camp Buffalo Bill
14	The Lodge
16	The Ranger Cabin
17	Food
18	Fishing
22	Should I Hire a Guide?
23	Get to Know the Waters
26	Safety
32	The Challenge
33	Westslope Cutthroat Trout
36	About Our Logo

Sponsored by



FLY FISHERS
INTERNATIONAL



LEE WALKER

Tim Guilfoile
Camp Director & Editor
tim@anglersbasecamp.org
(307) 200-8991

Welcome

Yellowstone Anglers' Basecamp at Camp Buffalo Bill is Cutthroat Trout territory and we are very excited that you are joining us in this adventure.

Our number one job at camp is to make sure you have a spectacular experience. So please speak to any member of our staff if you have a request or if something isn't going how you think it should. We will do our very best to fix it.

Camp Buffalo Bill is managed/operated by the Adventure West Council of the Boy Scouts of America. Construction on the camp began in 1948 after approval of the U.S. Forest Service. The Boy Scouts lease the land from the Forest Service.

There have been many improvements to the camp over the years, but the camp is showing its age and there are many more upgrades that need to be made, with the central bathhouse being top priority.

All of the net proceeds from Yellowstone Anglers' Basecamp go to support physical improvements to the camp. So in addition to getting a great outdoor experience, you are contributing to the long term viability of Camp Buffalo Bill.

For over 70 years, Camp Buffalo Bill has offered Scouts an exceptional and truly unique outdoor experience. Its location in the Shoshone National Forest and the Absoroka Range provides beauty and wilderness second to none. We are privileged to have formed this partnership with the Boy Scouts so that our fly fishing community may share in its richness and also contribute to its future.



Your Arrival

Cody, Wyoming is about 45 miles east of Camp Buffalo Bill and travel time is about an hour. If you need something, get it while you are in Cody.

We will have sandwiches for lunch on Sunday, and will have a full dinner.

Check in: We are pretty flexible at Yellowstone Anglers' Basecamp. We actually have no set check in time, but if you arrive before 2:00 p.m., your cabin or room may not be quite ready. However, you can register at the Lodge and we will store your luggage until your living accommodations are ready. We will provide food to munch on and you can also fish while you wait.

If you are driving: You will have maximum flexibility and can plan your arrival whenever you like, keeping in mind the paragraph above. You may want to stop in Cody, Wyoming before you come to camp. There are 2 fly shops, [North Fork Anglers](#) and [Wyoming Trout Guides](#) and a visit to one or both may be in order depending on your supply of flies and accessories. There are also liquor shops in Cody that are open on Sunday and you may want to stock up if you plan to have a drink at camp. There are at least 2 that won't take you off the beaten path: [Libations](#) and [Rocky Mountain Discount Liquor](#).

If you are flying: Obviously, the time you arrive in camp is dependent upon the arrival time of your flight. We keep a close eye on arrival times in case of flight delays. Whatever your arrival time, we will pick you up. We will stop the van at the fly shops, they are right across the street from one another and we will stop at a liquor store before heading to camp. If you have other needs, then let the driver know and we will stop and let you pick up whatever that might be.



Your Departure

If you checked out bear spray from us, please return it before you leave.

We will have a continental breakfast on the Saturday of your departure, but will not be serving lunch.

If you are driving: We would like to have the cabins and other living quarters cleared out by 9:00 a.m. You are welcome to stay beyond that and fish, hike or recreate and relax however you like. You can store your luggage in the lodge until you depart.



If you are flying: Again, we would like to have the cabins and other living quarters cleared out by 9:00 a.m. We will store your luggage in the Lodge until we load the van(s) for our journey to the airport. The van(s) will leave camp 2.5 hours before your scheduled flight time. Therefore, the van(s) need to be packed and ready to go before that. The Yellowstone International Airport (Cody) has only one gate and check in including the security procedure is not a time consuming process. If you can check online, it is not a bad idea to come to the Ranger Cabin and check your flight schedule before we depart for the airport. Unfortunately, we know how frequently flight schedules change these days.

Staying for 2 or more weeks?: If you like your accommodations, then you will likely be able to stay right where you are and not have to pack up. We will need to clean your cabin or other living quarters so we ask that you move things off the floor.

However you may come or go, please travel safely and come back next year.

Checklist

Emergency Number at Camp: (307) 587-5885

NO FOOD OF ANY KIND IN THE CABINS

What we will provide:

- o Bear spray
- o Laundry detergent & softener - We have both washers and dryers
- o Bottles of hair/body wash (If you are picky about the type, you might bring your own)

What you should bring:

- o Sleeping bag and/or blanket to 30 degrees
- o The mattresses are thin. Consider bringing a thin inflatable air mattress.
- o Flat twin size sheet to cover mattress - Couples may want to bring double or queen.
- o Pillow(s)
- o Shower shoes
- o Washcloths and towels
- o Standard toiletry bag
- o Personal medications
- o Sunscreen (UV rays are much more intense at higher altitudes)
- o Insect repellent (either DEET or Picaridin)
- o Light/medium coat for 30-50 temps at night (Layer up)
- o Rain gear
- o Walking shoes when not fishing (closed toes are best because of



Checklist

gravel and sticks)

- o Wide brim hat and neck gaiters
- o Polarized sunglasses
- o Flashlight and/or head lamp
- o Water bottle/canteen (Drink lots of water. Camp and fishing spots are above 6000 ft. - it is easy to become dehydrated). Also consider water bottles with filters or life straws.
- o If you are driving, consider bringing a camp chair. We have them at camp, but may not have enough to go around.
- o Alcoholic beverages are permitted at Anglers' Basecamp. This is a special exception just for our camp. If you are flying, we will stop at a fly shop and liquor store before driving to camp. Refrigeration is available.

If you are flying and have concerns about the amount of gear you can take, you can ship items to Camp Buffalo Bill, (c/o your name), 870 N Fork Hwy, Cody, WY 82414. Several people did this last year and it worked out very well.

[The LifeStraw](#)



Camp Buffalo Bill

The accommodations are rustic but functional.

1) **Cabins:** There are 6 cabins that measure 15' x 15' inside. Five of the 6 are completely open while the 6th (the one with a loft) has a 4x4 post in the center. They have a combination of bunk beds and/or single beds. Each cabin has windows that can be opened and both a ceiling fan and a floor fan. The cabins are not heated and have no air conditioning aside from the fans. They can get warm during the day, but cool off nicely at night. They do have electricity with more than one outlet.

2) **Rooms in other buildings:** There are sleeping/living accommodations in other buildings on the property. We cannot accommodate all of our guests in cabins, so some anglers will be housed in this type of dwelling. They are typically equipped with single beds but there are some double and queen size beds.

3) **Camper/RV pads:** There are 4 camper/RV pads with water and electricity. There is gray/black water disposal onsite near the ranger station which is only a few hundred yards from the camper sites.

4) **Camp sites:** While not typically used at Anglers' Basecamp, there are plenty of camp site for tents/campers but these have no water or electric. We will occasionally have a guest or staff member use a camp site. Anyone who wishes to pitch a tent is welcome to do so.

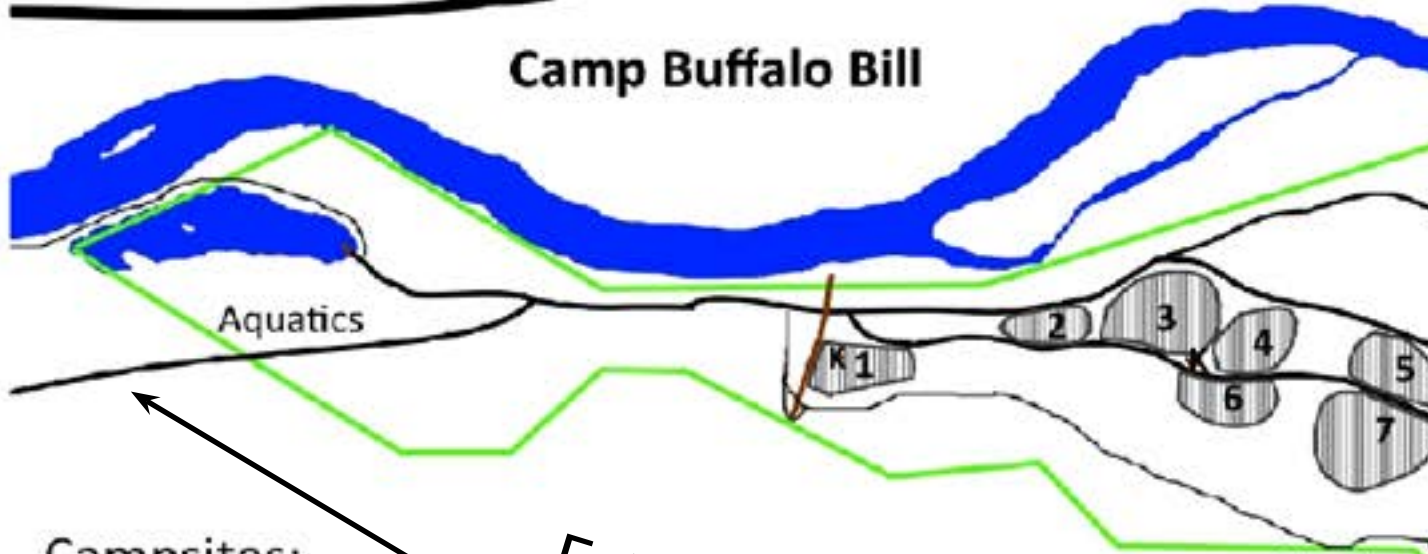




870 N Fork Hwy, Cody, WY 82414

Highway 14

Camp Buffalo Bill



Campsites:

- 1: Pahaska
- 2: Shoshone
- 3: Wapiti
- 4: Medicine Wheel
- 5: Arapahoe
- 6: Hole in the Wall
- 7: Grizzly Rim
- 8: Trappers Point
- 9: North fork
- 10: Big Horn
- 11: Powder River

Trading Post

Exit to US 14

Fire Ring

- 1: Metal V
- 2: Scout s
- 3: First Ye

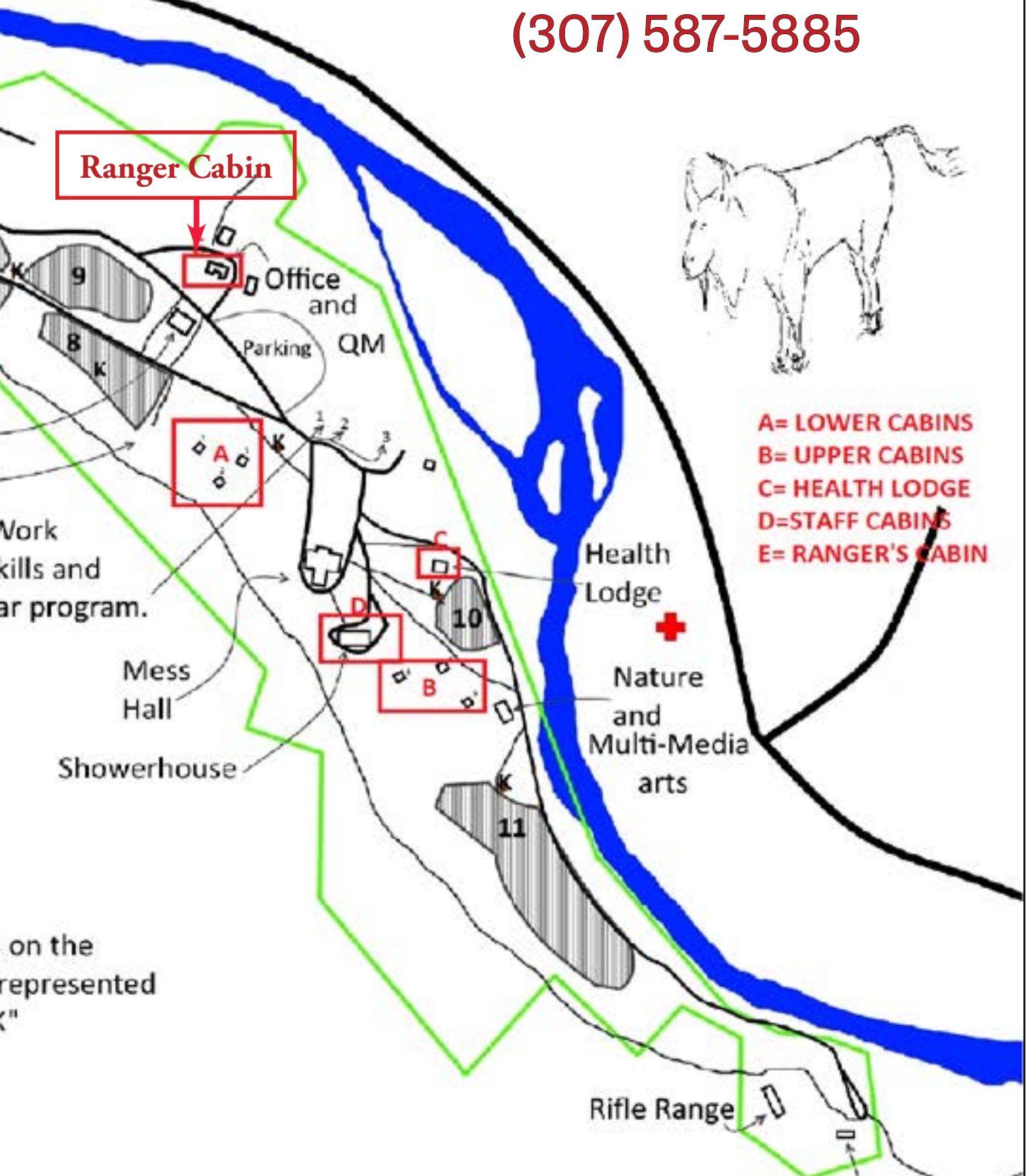
Camp Map



Outhouses
map are
with a "K"

Camp Layout

Emergency Number at Camp:
(307) 587-5885



The Lodge



The lodge, the dining hall, it is known by many names, but it is the centerpiece of most of the activity and socialization that happens while you are in camp. This is where you will check into camp when you arrive. We eat our meals, plan our trips, exchange fishing stories, mix our drinks and sit around one or both of the 2 large stone fireplaces to warm our tired bodies in the early mornings and evenings.

This is where we gather as we get organized and leave for our fishing trips planned for the first part or maybe the entire day.

In the warmth of the afternoon sun, we gather on the front porch and grab a rocking or camp chair while we listen to the North Fork of the Shoshone River. We gaze at the Absoroka Range and watch eagles and osprey soar overhead. An occasional mule deer will stroll by and you may see a blue or sage-grouse. Nearly everyone dozes off at least once during the week.



The Ranger Cabin

The Ranger Cabin is the central office for Camp Buffalo Bill and Yellowstone Anglers' Basecamp. It is labeled on page 13 of the map of the camp. It is where the Camp Director lives during camp and a place you can go for information that might not be available at the Lodge.

The Ranger Cabin is the only place in camp that has Wi-Fi Internet service and Wi-Fi phone service.

Communications

Emergency Number at Camp: (307) 587-5885

Land Line

There is one land line at camp and it is connected to 2 phones. One of the phones is in the Ranger Cabin and one is in the kitchen in the Lodge. You will be able to use this land line for emergency incoming and outgoing calls. Please give this number to contacts that may need to get in touch with you in case of an emergency. You may also use one of these phones to report an emergency to someone. Please restrict use of this land line to emergencies as this is the only land line we have.

Wi-Fi

This year the camp purchased StarLink satellite Internet service. This has improved Internet speed from 1 Mbps to 88 Mbps. This wireless Internet service is located at the Ranger Cabin and it extends to a radius around the cabin. The radius is variable due to the many conditions that affect satellite Internet services.

There are no cell phone towers near the camp, so calls on your cell phone will have to be placed over the Wi-Fi network. Therefore, you must have a cell phone that is capable of making and receiving Wi-Fi calls. Most cell phones these days have this capability.

Food

Rule #1: All food and sweet drinks, must remain in the Dining Hall (Lodge) or you are going to have to “sweet talk” the bears and other assorted critters into sleeping on the top bunk. The only exception is hard sided campers or RVs.

There is always food available in the lodge (24/7) in the form of a wide variety of snacks and fruit. But best of all are our regularly scheduled meals.

Breakfast: There is a full, hot breakfast from 7 - 8 a.m every day. If you want to get up earlier and get out fishing, there is a continental breakfast available starting at 4:30 am. There will also be continental breakfast items available after 8:00 a.m. until about 9:00 a.m.

Lunch: There is a full, hot lunch at 12:00 noon until 1:00 p.m. If you want to stay out fishing all day, there will be fixings for sandwiches, fruit, granola bars, chips, etc. to pack in the early morning starting as early as 4:30 a.m. if needed. Vans will be loaded with water and coolers with ice.

Dinner: There is a hot and wonderful dinner every evening at 6:00 p.m. Save room for desert.

If you have **dietary restrictions**, please let us know in advance of camp. If your trip is being coordinated by a club or group leader, let them know and they will forward the information to us. If



you are not with a club or group, we will be sending out a form where you can indicate restrictions or special requests. Also, feel free to contact Tim Guilfoile, Camp Director at tim.guilfoile@riverjournal.org or (859) 652-0088.

If you want or need something you don't see, please ask.

Fishing

Gear

- Three to seven weight rods, reels & lines are a nice mix. If you are flying and are limited, then a 5 & 6 weight will do nicely. Also, there will be lots of rods at camp and you might be able to borrow one if you'd like to try a different weight.
- Plenty of tippet in the 2x-7x range. 4x-6x is adequate.
- Waders - The water is typically cold although some have tried wet wading.
- Wading boots - NO FELT in Yellowstone. Felt soled boots with spikes are OK everywhere else.
- Wading staff
- Split shot - NO LEAD in Yellowstone, so you may as well make it no lead everywhere.
- Polarized sun glasses if you have them.

Technique

- The water ranges from fast and narrow to meandering and slow and there are deep holes in both. Drifts tend to be short, so the flies need to get down fast and stay down.
- Nymphing will likely be your most productive method. You will probably need some extra weight to get the fly down.
- However, streamers and dry flies will also be productive in some areas. The Clark's Fork of the Yellowstone River is a dry fly paradise.
- Be patient and don't be shy about asking for help. Other campers and staff will be glad to lend a hand.

Use the Buddy System

Don't fish alone. You might be tempted, but don't do it. You may fall. You may encounter bear, moose, or bison. You may need help. Plan for it, be safe and have fun.

Fishing

We have a pond

Right in camp and it is stocked with cutthroat trout. Just a short walk from your home away from home. On the map, on page 10, in the upper left corner there is a blue body of water close to the Shoshone River. It is called Aquatics on the map because the Boy Scouts use it for kayak training. We fish for cutthroat.

You are welcome to fish the pond anytime you want. We would still recommend going with a buddy. In 2021, there was a cow moose that waded the pond almost every evening. We named her Eleanor and we kept our distance. She pretended to ignore us and we got along just fine.



Even a pond looks good in Wyoming.

Flies Recommended by Fly Shops in Cody Wyoming
Barbless Hooks Only in Yellowstone
AND THEY DO CHECK

Big (size 2-6) heavy Sparkle Stones

Big Jigged Soft hackles 20-Inchers Bitch Creeks

Blue-winged olives:

Caddis

Carpenter Ants

Double bead stones

Dropper flies – size 10-12

Egg patterns

Girdle Bugs

Golden stones

Grasshoppers

Green Sedges (caddis)

Halfbacks

Japanese Beetles

Large stonefly nymphs

Larger nymphs – 4-8

Little Yellow stoneflies



Tim Wade's North Fork Special
Also tied in black

More Flies

North Fork Special

Pale Morning Duns: 16/18

Pats Rubber legs

San Juan Worms

Shagadelic's

Spotted Sedges (caddis)

Streamers – Woolly Buggers mentioned a lot

Tricos

Yellow sallies

Susan Thrasher's Go To Flies

- Tim Wade's North Fork Special (tan)
- Pheasant Tail (original & soft hackle)
- Frenchie



Should I Hire a Guide?

To hire a guide or not is a very personal choice. If you have never fished these waters before or you have never fished for wild trout before, then you may benefit from hiring a guide. Additionally, there are waters with really big fish that are only accessible by a drift boat or raft. Then, unless you have your own, you will need a guide.

Last year (2021) lots of people did float trips and caught some truly big fish.

There are two fly shops in town that provided guide services. They both do wade and float trips. If you plan on a guided trip, book early, book now. They fill up quickly. Just click on the images below to go to their websites.



A few of the fish caught on float trips in 2021. And there were many, many more like this and bigger.

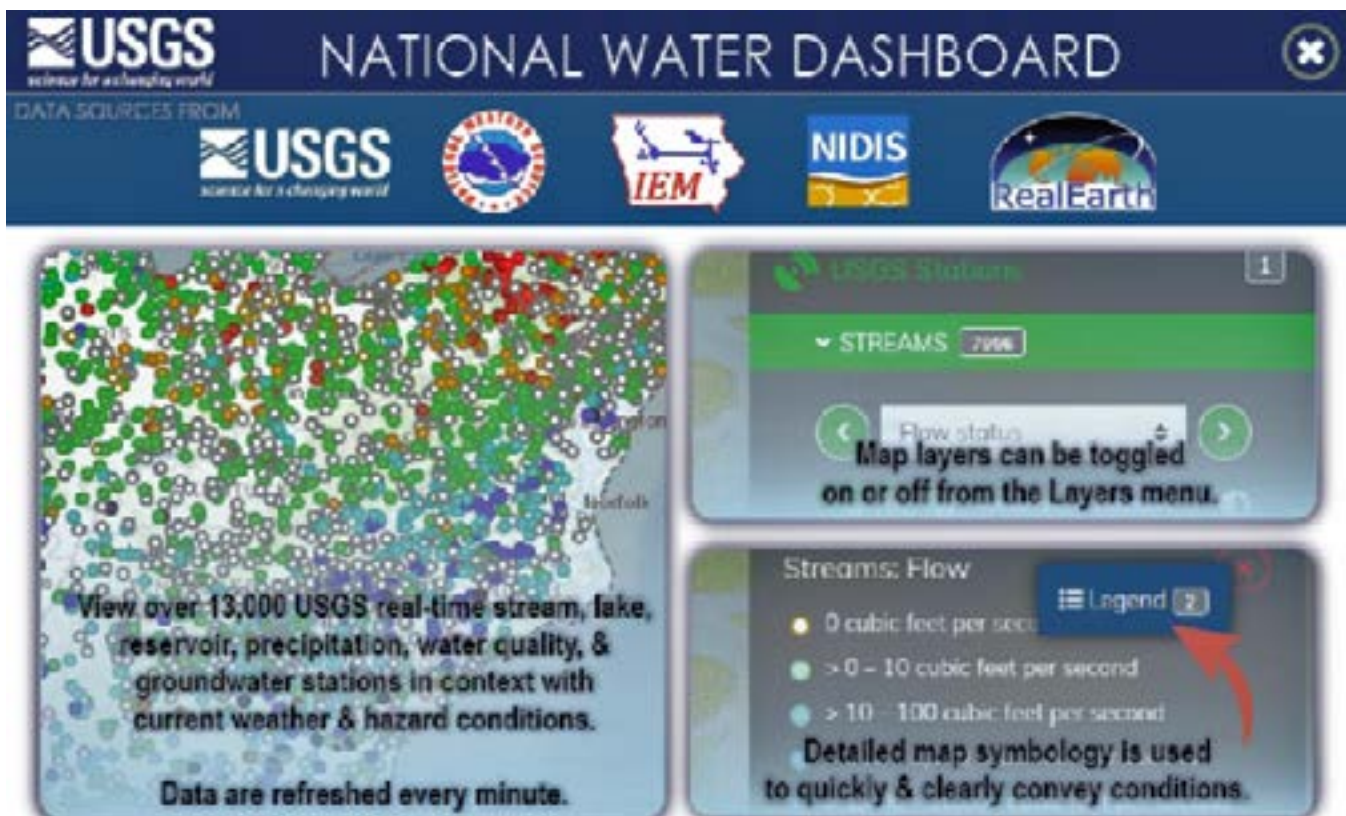


Get to Know the Waters

The [National Water Dashboard \(NWD\)](#) is a mobile, interactive tool that provides real-time information on water levels, weather, and flood forecasts - all in one place on a computer, smartphone, or other mobile device. The NWD presents real-time stream, lake and reservoir, precipitation, and groundwater data from more than 13,500 U.S. Geological Survey observation stations across the country.

You will find a monitoring station near most of the areas we will be fishing in northwestern Wyoming. It can be a very useful tool anywhere in the United States where you might want to fish.

If you need help getting started with this tool, many of our staff have experience using it. You can also grab Tim Guilfoile at camp or contact him before camp at tim.guilfoile@riverjournal.org or (859) 652-0088.



[YOU CAN PURCHASE YOUR WYOMING FISHING LICENSE ONLINE](#)

[CLICK HERE TO BEGIN THE PROCESS](#)

[If your license is for more than 5 days, you will also need to purchase a Conservation Stamp](#)

YOU CAN ALSO PURCHASE A LICENSE FROM A FLY SHOP BUT THEY DO NOT ACCEPT CREDIT CARDS FOR LICENSE PURCHASES

WYOMING GAME AND FISH COMMISSION

WYOMING FISHING REGULATIONS

2022

[CLICK HERE TO
DOWNLOAD](#)

New or revised regulations for 2022 are highlighted in BLUE.

Purchase Your Yellowstone Fishing Permit Here

Yellowstone Fishing Regulations (Read Full Regulations [HERE](#))

Fishing regulations in Yellowstone National Park are structured to strongly support native fish conservation goals. Cutthroat trout are the sole, native trout of the park and were the dominant fish species here prior to Euroamerican settlement. Cutthroat trout, Arctic grayling, mountain whitefish, and other native fishes are important to the ecology of Yellowstone.

Felt-soled Footgear Prohibited

To reduce the potential for introduction or spread of aquatic invasive species, footgear with absorbent felt or other fibrous material on the soles are prohibited while fishing in Yellowstone.

Tackle, Lure, and Hook Restrictions

- Each angler may use only one rod which must be attended at all times and used for angling only—intentional snagging of fish is not allowed.
- Only lead-free artificial lures (e.g. spoon or spinner) or flies may be used. Lead-ed fishing tackle such as leaded split-shot sinkers, weighted jigs (lead molded to a hook), and soft lead-weighted ribbon for nymph fishing are not allowed.
- Hooks must have points that are barbless, or the barbs must be pinched down by pliers. Lures may have only one hook with a single, double, or treble configuration. A single pointed hook is the best choice for fishing in Yellowstone. Treble hooks (3 points) can severely injure fish and are often constructed with toxic lead solder.
- Each fly may have only one hook. Up to two flies may be used on a single leader (commonly referred to as “dropper,” “dry and dropper,” or “hopper and dropper”).
- Except for feathers and other typical fly-tying materials, the hook must be bare. No organic or inorganic baits are allowed. Organic baits include fish or fish parts, minnows, salmon eggs, worms, insects, or foodstuffs such as bread and corn. Inorganic baits include rubber worms and plastic “twister” tails.
- Scented attractants (liquid and solid baits) are illegal. Putting any substance in the water for the purpose of attracting fish (chumming) is illegal.

Safety

Someone always asks if it is alright to take energy bars and other snacks along while fishing. The short answer is yes. But keep them wrapped up tight and in a zip lock bag. Also, keep the wrappers in a plastic bag after something is eaten. Try not to leave crumbs.

The best defense against bears is prevention. Walk in a group of 3 or more. While on the trail... talk, make noise and generally make yourself known. Some wear a bell, the same kind that



you might put on a dog when hunting. The last thing you want is to surprise a bear on the trail, especially one with cubs.

We will provide training on the use of bear spray. [Watch this video to gain some insight.](#) Always have your bear spray readily available. It doesn't do much good to have it stashed away in your pack.

- All of the areas we fish are bear habitat, even the boardwalks around Old Faithful (and other thermal areas).
- Never pursue a bear to take its picture. When viewing bears along roads, use pull-outs and stay in or near your car.
- Keep all food, garbage, and other scented items stored in bear-proof containers when not in use.
- If a bear approaches or touches your car, honk your horn and drive away to discourage this behavior.
- Follow the best practices for hiking in bear country: be alert, make noise, hike in groups, do not run, carry bear spray and know how to use it.
- If you see someone hurt by a bear, witness aggressive bear behavior, or see a bear obtain or try to obtain human food or garbage, call 911 immediately or notify any park ranger.

Kinda Puts Things Into Perspective

The [Interagency Grizzly Bear Study Team \(IGBST\)](#) sedates, tags or collars, and then releases grizzly bears as a part of the management of the bear population in Yellowstone. It is hard to comprehend just how big grizzlies are until you see a picture like this. Read more about Yellowstone grizzly bears [HERE](#).



WILDLIFE PET

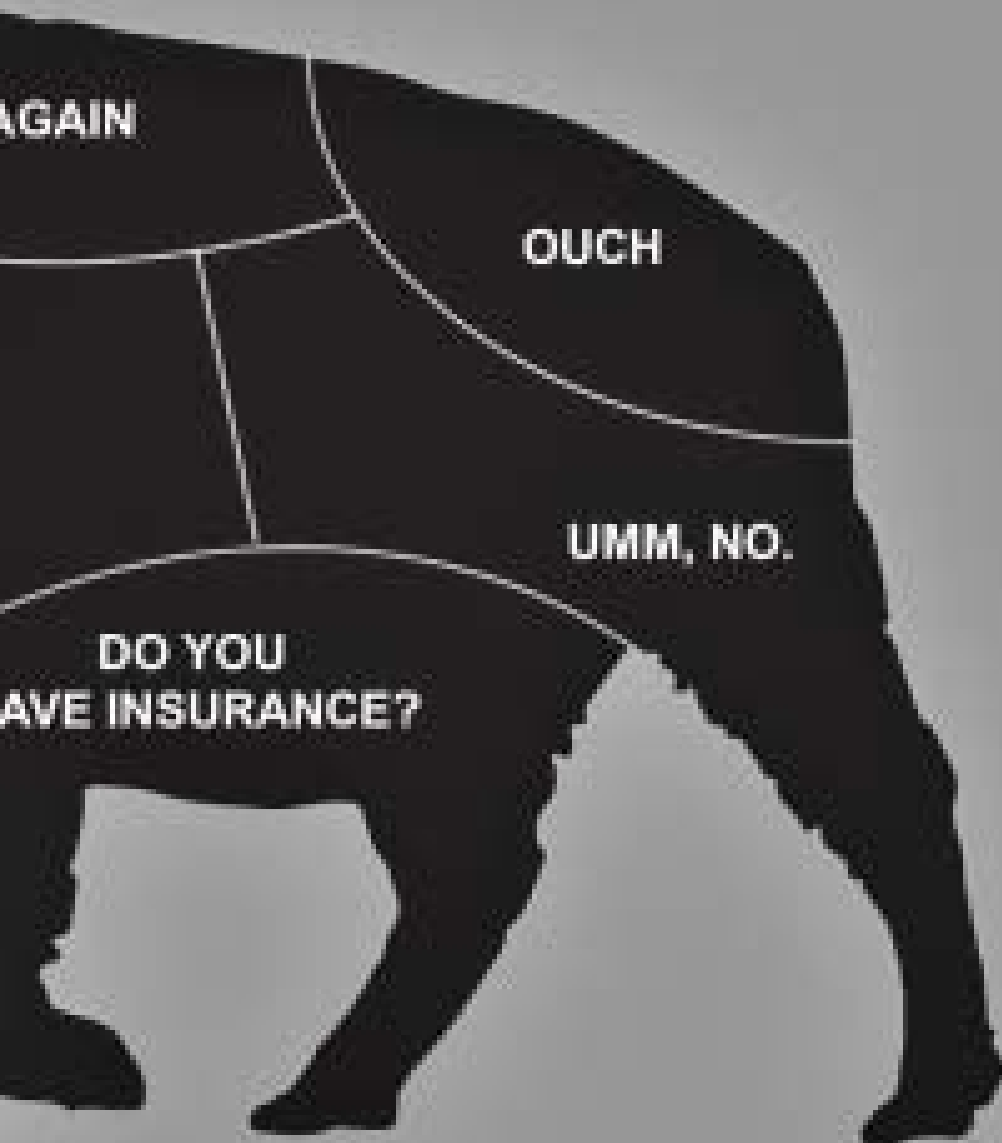
National parks offer a unique experience for watching wildlife. Animals in parks are wild—visitors have the amazing opportunity to view animals as they live and interact with each other in their natural homes.

But with that privilege comes responsibility. Visitors are responsible for their own safety and for the safety of the animals, too.



#KEEPWILDLIFEWI

SETTING CHART



LD

Remember to keep your distance, and enjoy your experience watching wildlife. No touching, no feeding, no harassing.

NPS.GOV

The Challenge

If you fish primarily for hatchery raised/stocked trout, then you are in for a learning experience. You will be fishing primarily for wild trout and they are finicky and spooky.

There are behavior differences between hatchery raised trout and trout that have lived in the wild. Fish in a hatchery environment have been raised on a diet of processed food. Hatchery trout are raised in densely populated concrete raceways and rearing ponds which causes them to feed more aggressively than wild trout. The protected artificial hatchery environment also produces fish that have not learned to avoid predators or to seek cover. Most anglers would agree that hatchery raised trout are easier to catch than wild trout.

The water will often be gin clear and sometimes you'll pray for just a little off-color stain.

Wading and walking alongside the rivers and streams is often not easy, although there are exceptions.

Rocks ranging in size from pebbles to refrigerators add to the challenge. A wading staff is an important tool in these waters.

The waters range from broad to skinny, meandering to fast, shallow to deep pools.

The native fish are cutthroat trout and mountain whitefish. Browns, rainbows and Brooke trout were introduced long ago and, although not native, they are considered wild because they have been reproducing for many decades if not a century or more.



There is also a cross between a cutthroat and a rainbow called a cutbow that is obviously not native, but is wild.

There are some waters that are stocked in northwestern Wyoming. We will let you know if that is the case for waters you want to fish.

Westslope Cutthroat Trout

Historically the most abundant and widely distributed subspecies of cutthroat trout, the westslope cutthroat trout (*Onchorhynchus clarkii lewisi*, WCT) occupies less than 5% of its former range in the upper Missouri River drainage. It evolved from a common ancestor of the Yellowstone subspecies, and shares their food and habitat requirements. By the 1930s, WCT were nearly eliminated from park streams because



of the stocking of competing trout (nonnative brook and brown trout) and interbreeding between nonnative rainbow and Yellowstone cutthroat trout. In most of its remaining habitat (an estimated 64% of the approximately 641 stream miles it

once occupied in the park), it exists only in hybridized form.

Description

- Red slash along jaw and dark spots, common to all cutthroat varieties, along top and tail.
- Greenish gray in color.
- Larger, irregular spots along lateral line and toward gills and head.

- Crimson streak above the belly.
- Sometimes mistaken for rainbow trout.

Distribution

- Prior to restoration work, genetically pure populations only existed in Last Chance Creek and Oxbow/Geode Creek complex.
- Restored populations are now found in the East Fork Specimen and Grayling creeks, Goose and High lakes, and the upper portion of the Gibbon River drainage, including Wolf and Grebe lakes and surrounding tributaries and streams.
- Hybridized populations are found in many river drainages in the Madison River Basin.

[Restoration](#) [\(Learn more by clicking this link\)](#)

Native species restoration depends on secure brood sources. A brood should be accessible, safe from contamination, self-sustaining, genetically diverse, abundant, of traceable origin, and pose no risk to existing wild populations.

Genetically pure WCT only persisted in one tributary in the Madison River drain-



Westslope Cutthroat, Headwaters, Gallatin River



age (now called Last Chance Creek), and in the Oxbow/Geode Creek complex where they were introduced in the 1920s. In 2006, Yellowstone began efforts to restore WCT in East Fork Specimen Creek and High Lake by constructing a fish barrier, removing nonnative fish, and stocking genetically pure WCT. In 2016 and 2018, surveys conducted throughout East Fork Specimen Creek indicated a naturally reproducing population of westslope cutthroat trout, with all fish appearing healthy. Unfortunately research in 2019 revealed that hybridized fish have moved upstream of the constructed barrier, threatening the restored portion of the creek. The long-term goal for this watershed is to integrate East Fork Specimen Creek into a larger westslope cutthroat trout restoration project that includes the North Fork to improve the resilience of this isolated population to natural threats.

A range expansion project is being conducted in Goose Lake and two other small, historically fishless lakes in the Firehole drainage. Nonnative fish removal was conducted in 2011 and staff stocked fry from 2013 to 2015. The long-term project goal is to one day use this pure westslope population as a brood source, providing offspring for restoration projects elsewhere within the upper Missouri River system.

Another range expansion project is the upper Gibbon River. In 2017, native fish restoration began on the upper portion of Gibbon River, above Virginia Cascades. This project encompasses more than 18 stream miles and 232 lake acres (Wolf, Grebe, and Ice lakes). Since the fall of 2017, park biologists have introduced approximately 59,000 westslope cutthroat and 140,000 arctic grayling to Wolf, Grebe, and Ice lakes and surrounding tributaries. Fish removal continued on the upper Gibbon River in 2018 and 2019 between Virginia Cascades and Little Gibbon Falls. Complete removal of non-native fish in this section of river will take several years. Future restoration projects for westslope cutthroat trout and Arctic grayling will take place in the North Fork Specimen and Cougar creeks. Once completed, native fish will be restored to an additional 61 km of stream waters.

Cody, Wyoming

It is named after Colonel William Frederick “Buffalo Bill” Cody for his part in the founding of Cody in 1896. The population of Cody has been growing by about 1,000 people per decade since 1970 and is currently estimated to be about 10,000 or about 2% of the population in Wyoming. The principle industry is tourism, but agriculture, cattle, oil & mineral extraction do play a part in its economy.

What to do in Cody



The [Cody Nite Rodeo](#) started in 1938 and is the longest running and the only nightly rodeo (June 1st through August 31st) in the world.

We organize a night at the rodeo; every week of camp and take anyone who wants to go in our van(s). Some prefer to drive themselves in case they don't want to stay for the whole event.

Gates open at 7:00 p.m. with rodeo action kicking off at 8:00 p.m. All seating is general admission. Everyone who goes has a great time. More information [HERE](#).

Step back into the old West at The Irma Hotel a place that Buffalo Bill Cody called a “gem”. In 1902, he built an establishment which he called “just the sweetest hotel that ever was” and named it for his youngest daughter,

Irma. The Irma's famous cherrywood bar, a gift from Queen Victoria, dates to the period of construction and is one of the most photographed features in all of Cody.



Their dinner buffet is an out of this world treat before the Cody Nite Rodeo.



The [Buffalo Bill Center of the West](#), formerly known as the Buffalo Bill Historical Center, is a complex of five museums and a research library featuring art and artifacts of the American West located in Cody, Wyoming. The five museums include the Buffalo Bill Museum, the Plains Indians Museum, the Whitney Western Art Museum, the Draper Natural History Museum, and the Cody Firearms Museum. Founded in 1917 to preserve the legacy and vision of Col. William F. “Buffalo Bill” Cody, the Buffalo Bill Center of the West is the oldest and most comprehensive museum complex of the West. It has been described by The New York Times as “among the nation’s most remarkable museums.”

Save some time for strolling through Cody’s downtown, which includes fine restaurants, art galleries, jewelry, cowboy boots and hats, and lots more.

There are 2 fly shops and a very well equipped outdoor outfitter called [Sunlight Sports](#) which has been very friendly and helpful to all of us at Yellowstone Anglers’ Base-camp.



About Our Logo

Artist 

If you haven't come across some of Andrea Larko's "zentangle" artwork while out fly fishing, well, you aren't fishing enough. [Andrea's](#) art can be seen almost everywhere. She has been featured in [MidCurrent](#), [FLYLORDS](#), [On the Water](#), [FISHWEST](#), and numerous other magazines and podcasts. There is also an [Abel, Adrea Larko Edition Reel](#).

Andrea has always had a penchant for art. She was a doodler from way back, on a scrap of paper, in the margins, even on herself. She graduated from the Rochester Institute of Technology with a Bachelors of Fine Arts. When she returned home from college, she started to fly fish again and then fish became her art.

Andrea explains that the flecked font of the word "Yellowstone" in our logo represents the long history of Yellowstone National Park as well as the long history of Camp Buffalo Bill. The solid font of "Anglers' Basecamp" represents the new purpose brought to the region and the camp by the unity of the fly fishing community's vision. The trout is a stylistic representation of the Westslope Cutthroat and it is being elevated and restored through a commitment to conservation, symbolized by the bison. The bison, once nearly extinct itself, represents the possibilities for the future of the native Westslope Cutthroat.

